



 **PatioMaster**[®]
IN-LINE SLIDING PATIO DOOR



A triple-track sliding door is more flexible than a conventional patio door.



Why triple-track


Our new triple-track system is a superb and practical solution where space is of the essence, offering more opening space than conventional patio doors. These multi-sliding doors take up less room than doors with hinged sashes, and with sliding panes that neatly stack behind each other when opened, you get a wider clear opening.

What's more, as larger panes are possible, there's more glass area and reduced framing to impede your view.

Our solution

The PatioMaster triple-track system is designed to be consistent in style with other windows and doors. For that reason, it works perfectly with standard cills, posts, couplings and extension profiles for installation ease and simplicity.

Made from a combination of top-quality, proven and cost effective PVC-U systems and rigid aluminium materials, our new triple track door deliver a durable and high performance alternative to a bi folding door. Profiles are durable, impact resistant and designed to withstand the cold, the heat, the wind and the rain.



Stylish and
**perfectly
engineered**



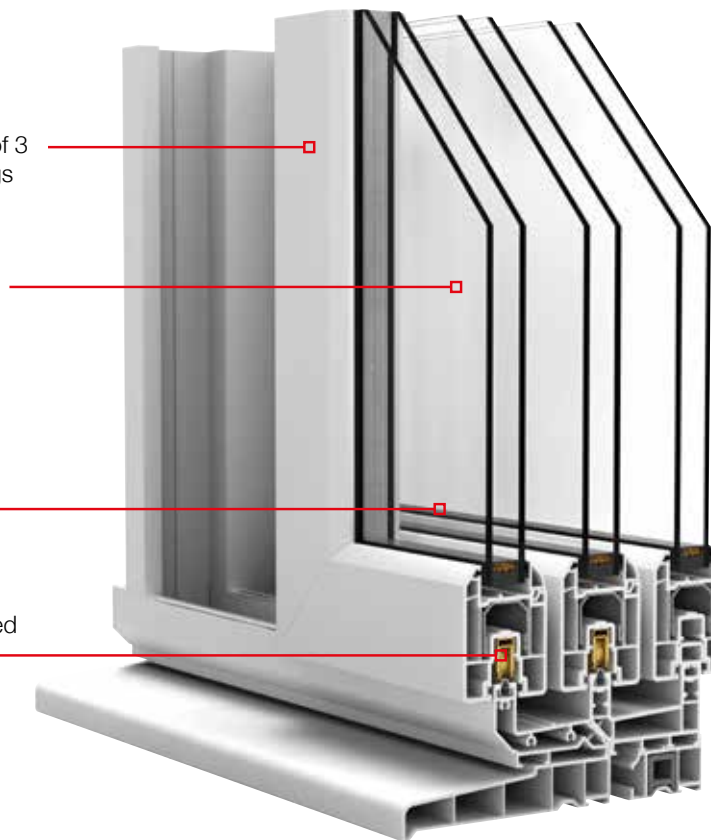
Key Benefits and options

Multi sliding option of 3
and 6 panel openings

24 or 28mm Glazing
Options

Low Line Gaskets

Carriage Wheels fitted
at end of sashes
for easy adjustment
and stability



- Maximum aperture width up to 6 meters
- Up to 25% additional open space compared to conventional simple sliding
- Doors are reinforced with hot-dipped galvanised mild steel
- Choice of handle colours: white, gold, brass, chrome, black and silver
- Standardised, expanded range of ancillary profiles inc. new cills, add-ons and couplers
- Choose from up to 28 colours and finishes, including grained and flat textures
- Doors can be opened from either end Secure system and doors are very easy to glide open
- 6 point locking system for outstanding security on all standard specifications
- Fully compliant with CE marking regulations
- Designed to achieve Secure by Design accreditations



Adaptable style

There's a 3 track door to suit all buildings and all tastes, and unlike some aluminium systems, we can guarantee a match to PVC-U glazing products.

Colours

Choose from up to 28 colours and finishes, including grained and flat textures. Specific dual colour options are available to order.

Handles

Our handles are chosen for their high quality and reliable, long-term performance. A choice of finishes is available.

Layout

3 panels: 1 fixed - 2 slidings
6 panels: 2 fixed - 4 slidings

Dimensions

Maximum aperture width up to 6 metres
Maximum height: 2400mm

Colour options





Thermally efficient

Triple-track doors use a 28mm glazing gap and double-glazed sealed units. By specifying the appropriate glass with surface treatments for solar protection or low emissivity, you can ensure a comfortable environment all year round.

The rigid 3-chamber outerframe is made from insulating PVC-U, reducing thermal transmittance across the frame, and highly effective seals eliminate drafts to keep homes warm and cosy.

These doors can achieve:

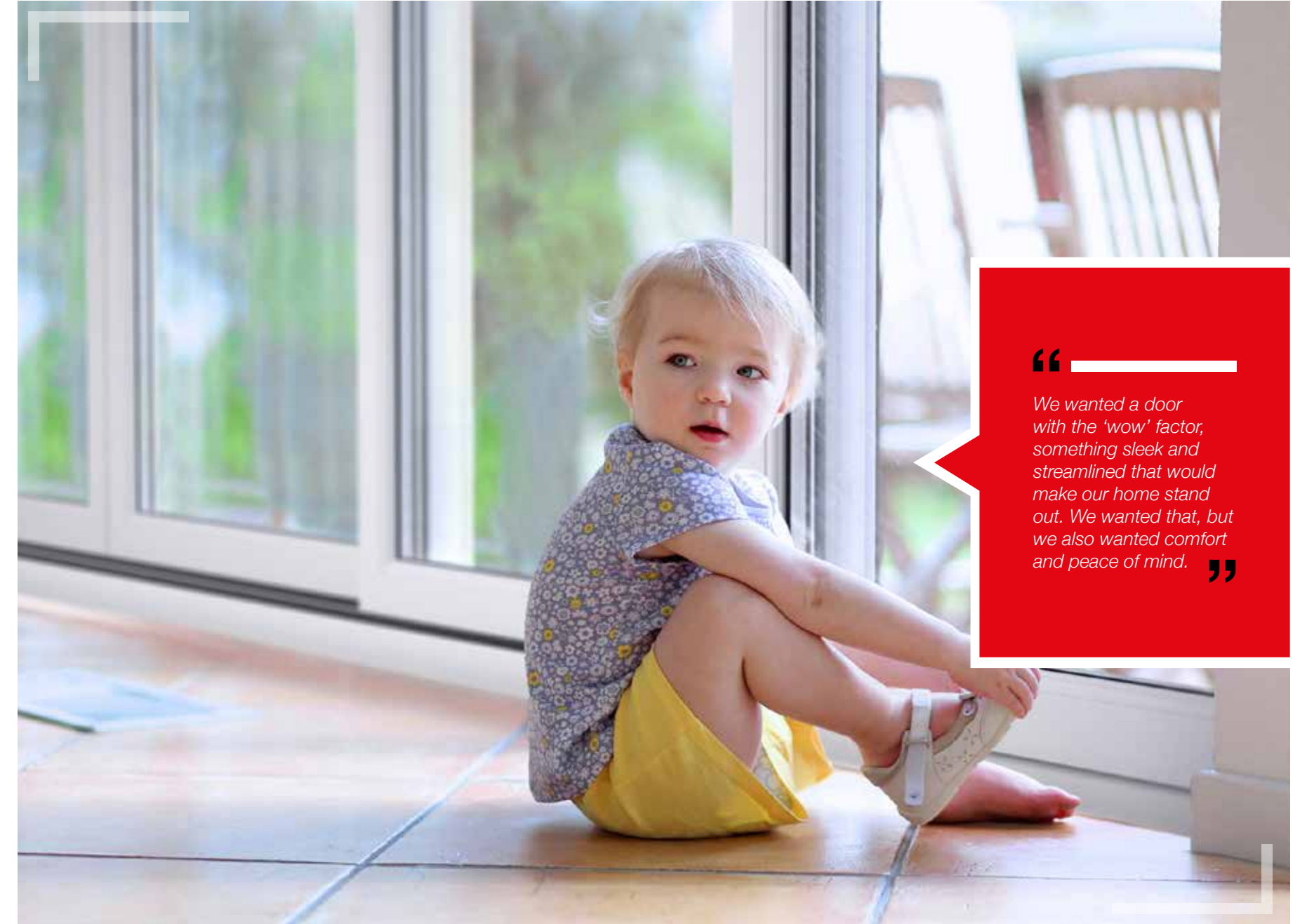
- U-values of 1.2 W/m²K
- An A+ Window Energy Rating

Safe and secure

Homes don't feel like homes if they don't feel secure, so we've taken a good look at every part of our design and engineering to ensure that not only is it up to the job but also that it's safe and helps to protect against unwanted visitors.

Triple-track frames are robust with rigid steel reinforcing, and our anti-lift systems ensure that when a triple-track door is locked, panes cannot be lifted out of the frame. We've selected highly secure locking systems, which can accommodate advanced anti bump, anti-drill and anti-pick lock cylinders.

PVC-U itself is known as very safe material. It's tough and impact resistant and of course, all of our triple-track doors use toughened glass as standard.



“ We wanted a door with the 'wow' factor, something sleek and streamlined that would make our home stand out. We wanted that, but we also wanted comfort and peace of mind. ”

It couldn't be simpler

Easy to operate

It couldn't be simpler:

To unlock

Insert the key in the cylinder and rotate to unlock the mechanism. Depress the lever behind the handle to disengage the bolts and cams, then slide the door(s) open.

To lock

Slide the door(s) to the fully closed position. Lift the lever behind the handle to engage the hook locks, then turn the key to deadlock the door.



10

11

Easy to care for

Looking after a triple-track door is simple. A few easy steps and it will stay looking beautiful and operating smoothly for many years.

No specialist tools, skills or equipment are required, but when using cleaning and lubricating products, follow the manufacturer's instructions and always test a small area of the product in an obscure location first.

Cleaning the frames

1. Clean the internal and external surfaces of the frame to remove any grime and atmospheric deposits, using a mild detergent solution and a soft cloth. Take care not to disturb the weatherseals.
2. Rinse with water.
3. If there are any stubborn marks use "Solusafe" liquid cleaner, or a non-abrasive proprietary cleaner.

Don't use:

- ✗ Solvent-based products
- ✗ Abrasive materials
- ✗ Bleaching agents
- ✗ Wire wool or wire brushes
- ✗ Metal polish
- ✗ Cream cleaners which contain scouring agents.

Do use:

- ✓ Soft cloths
- ✓ Mild liquid detergent
- ✓ For stubborn marks use "Solusafe" liquid cleaner.



Tracks

Keep tracks permanently free of dirt and obstruction. A soft brush or vacuum cleaner should work well.



Cleaning the glass

Glass can be scratched, so removing rings is advisable. Use a soft cloth and a liquid detergent solution to remove any external grime, then rinse thoroughly. Proprietary glass cleaners can be used to finish.

If the glass surfaces have decorative leadwork, take care not to dislodge it by using excessive pressure. On exterior surfaces, any lead will oxidise. This is a natural phenomenon and cannot be avoided.

Lubrication

Lock – oil the locking points of the mechanism.

Lock cylinders should not be lubricated. They are packed with a special grease that can be broken down by some lubricants.



Frequency

We recommend that routine maintenance should be carried out at least twice a year. In areas of high exposure, it may be necessary to do this more frequently.

Experts in **Patio** doors



Why **PatioMaster**

We're known as the experts in sliding doors. Our network of local teams specialises in delivering a blend of outstanding precision, quality, service and support.

The components we use are second to none, and our procedures ensure complete satisfaction.

We're British owned, and our products are designed and manufactured entirely in the UK.

Working **with you** and **for you**

We're responsive, friendly and always perfectly in tune with the market. That's our promise.

Fabricators choose PatioMaster again and again. We reduce their stockholding costs and smooth their workflow, supplying everything their customers need.

Installers choose PatioMaster for quality that stands out, easy installation, trouble-free operation and the wide choice of configurations and colours.



An **outstanding door**,
an expert team and
superb support



www.patiomaster.co.uk

